

Borrow eBooks for your Kindle


You can use the library's OverDrive service to borrow eBooks for you Kindle. Before you begin, make sure your Kindle has been registered with Amazon.

STEP ONE: Browse

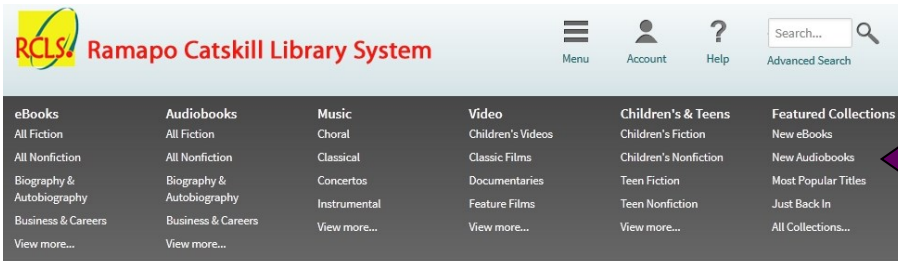
Go the library's Overdrive website at <http://efiles.rcls.org> on your computer or wifi accessible Kindle.

Click the **ACCOUNT** button.

Login with your barcode number and PIN.




Click the **MENU** button to start browsing.



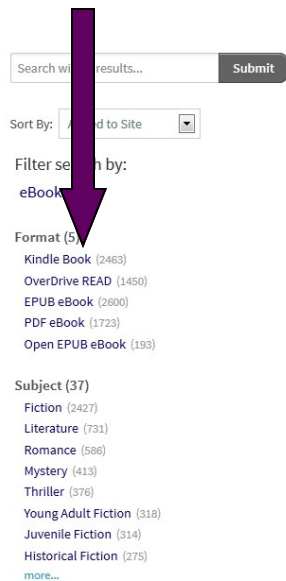
Browse by genre, format, or collection by clicking on your selection in the grey menu.

Bookshelf

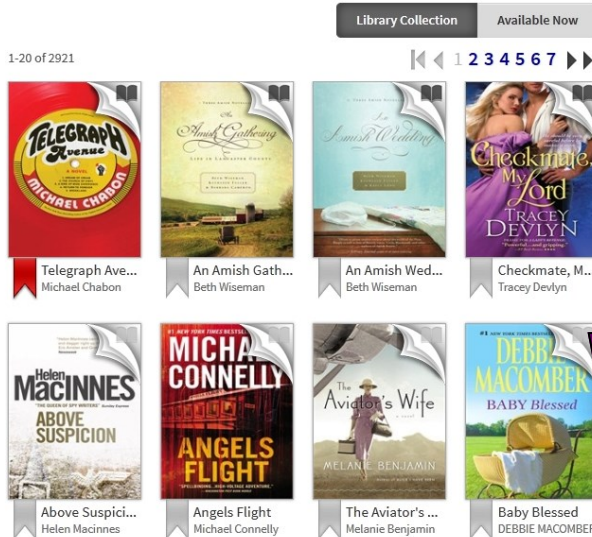
No titles are checked out at this time.



Click **KINDLE BOOK** to limit results to Kindle-only books.



You can also browse by scrolling through the book covers.



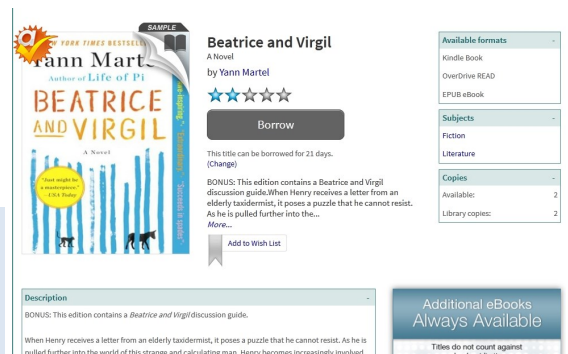
Limit the selection by format, subject, publisher, etc.

Rolling your mouse over the top right corner of each book will let you know if it is available for checkout.

To limit your results to only books that are available for checkout now, click the **AVAILABLE NOW** button at the top of the page.



Get more information, including a book description by clicking on the cover.



STEP TWO: Checkout

To check out book, click the **Borrow** button.



Click the **Download** button and select the **Kindle Book**,



STEP THREE: Send to your Kindle

Amazon.com will automatically open. Log into your Amazon account.

Select your kindle device and click the **GET LIBRARY BOOK** button.



Your book will automatically appear on your Kindle the next time it is synced using a wi-fi connection!



Mamakatinglibrary.org

128 Sullivan Street Wurtsboro, NY 12790

For more information, call (845) 888-8004.

