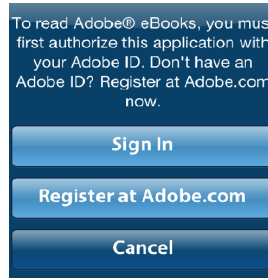


# Borrow eBooks & eAudio books for your iPad, iPhone and Android

You can use the library's OverDrive service to borrow eBooks and eAudio books for your iPad, iPhone, or Android devices but before you begin, make sure you download the OverDrive APP for your device.

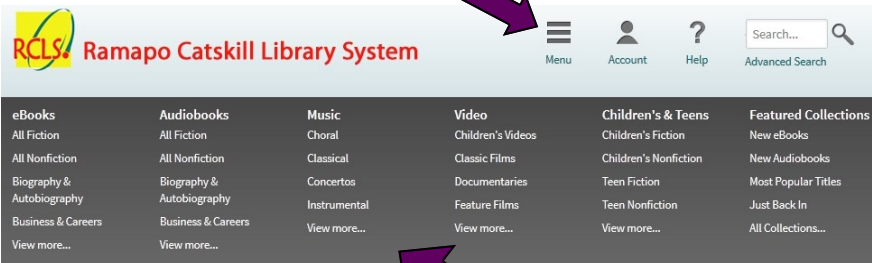
The first time you use the APP, you may be asked to register at [adobe.com](http://adobe.com). if you do not have an account, click on Register at [Adobe.com](http://adobe.com) for a FREE account.



Click on "Get Books+" to begin searching for eBooks or eAudio Books. It will open the Overdrive website at <http://efiles.rcls.org>

## STEP ONE: Browse

Click the **MENU** button to start browsing.



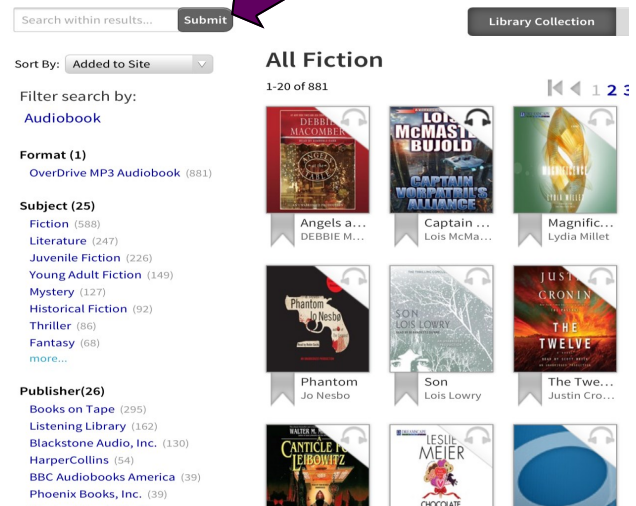
Click the **ACCOUNT** button. Login with your barcode number and PIN.

**Bookshelf**  
No titles are checked out at this time.

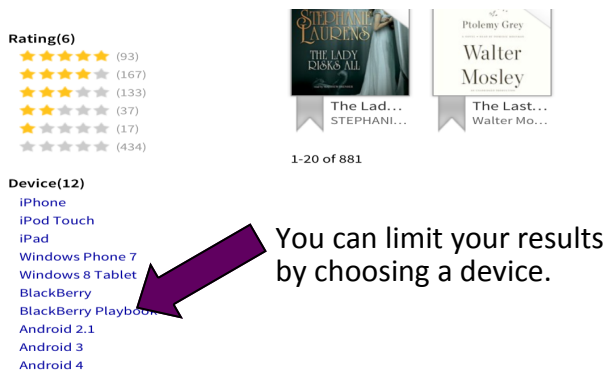


Browse by genre, format, or collection by clicking on your selection in the grey menu.

You can also type an eBook's title or author of your choice in the search box and click submit.

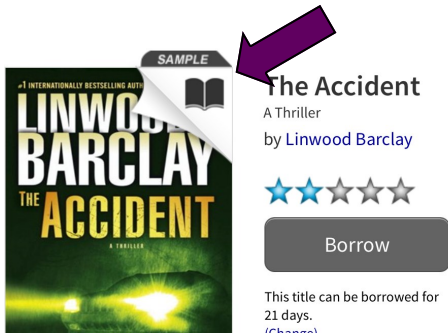


Limit the selection by format, subject, publisher, etc.



To limit your results to only books that are available for checkout now, click the **AVAILABLE NOW** in the "filter search by" list.

You can tell if a book is available to check out by looking at the symbol in the top right corner of the cover. If it is black, it is available now, If it is grey, you can put a hold on it, and you will receive an email when it is available.



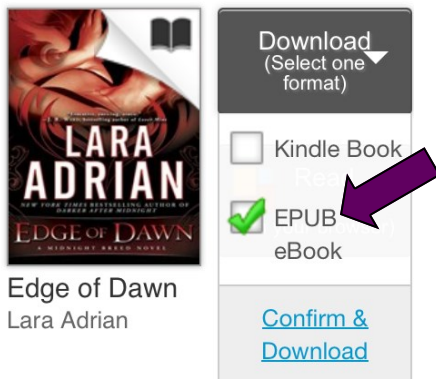
Tapping the cover of the book will give you more information, including book summaries, etc.

Tap the **Borrow** button to check out the title.



## STEP TWO: Checkout

Click the **Download** button and select the **EPUB eBook**, then click “**Confirm and Download.**”



To see your downloaded eBooks or eAudio books click on **Bookshelf.**



**Mamakatinglibrary.org**

**128 Sullivan Street Wurtsboro, NY 12790**

**For more information, call (845) 888-8004.**

